


Affordable Accessibility Solved

Live Life Elevated!





Color: Standard Black

The Cube

Cost-Efficient Home Elevators

Remain in the comfort of your home and elevate your standard of living with The Cube, an innovative residential elevator designed for both two-story and three-story homes. Combining cutting-edge design with revolutionary technology, this two-passenger home elevator is an economical and attractive alternative to stairs. Easy to install with minimal construction required, its compact footprint provides an elegant solution that integrates seamlessly into any home interior.

- ✓ 2-3 DAY INSTALLATION
- ✓ MINIMAL MAINTENANCE
- ✓ AVAILABLE WORLDWIDE
- ✓ SPACE-SAVING SOLUTION
- ✓ SELF-SUPPORTING
- ✓ MADE IN USA



The Only Square Powered By Air



From the inventors and original manufacturers of the Vacuum Elevator comes the next evolution in home accessibility, The Cube.

For more than two decades, Pneumatic Vacuum Elevators, LLC has led the advancement of Pneumatic Technology®, revolutionizing how people and goods are transported vertically within the home.

Headquartered in Miami, Florida, USA, PVE utilizes the highest-quality materials and components to manufacture safe, reliable, and eco-friendly home elevators for residential use worldwide.

Residential Elevator Designed For 2-Story & 3-Story Homes

Proudly manufactured in the U.S.A and available for purchase worldwide, The Cube is an affordable and easy-to-install home elevator solution that requires much less space, energy and maintenance than other through-floor lifts.



Color: White



Symbol For Mobility and Simplicity

A versatile residential elevator solution designed to fit even the tightest spaces, The Cube is where design and technology converge to create a stylish, energy-efficient home elevator at a competitive value.



Quick & Easy Installation

Without the need for a pre-construction shaft, pit, or machine room, The Cube offers a faster, more flexible installation, as the self-supporting home elevator rests directly on the existing ground floor.



Space-Saving, Panoramic Design

Incorporating a symmetrical design with 360° visibility, The Cube is crafted to optimize space and increase comfort, making it an elegant solution for both retrofit and new construction projects.



Eco-Friendly Technology

The only air-driven residential elevator featuring a square design, The Cube utilizes Pneumatic Technology® to generate lift by smoothly moving the cabin up and down through air suction and gravity.

3-Story Home Elevator:

Custom Built To Travel Up To 35 Feet In Total Rise

Modest Footprint:

36" x 36" Inch Exterior Dimension

Certified For 2-Passengers:

Transport Walkers, Luggage, Boxes & Groceries

Self-Supporting Design:

Installations Completed In 2-3 Days

Minimal Maintenance:

No Harmful Oils, Gases or Lubricants Required

Cleanest Technology On The Market:

Home Elevators Powered By Air!

The Cube

ELEVATE YOUR STANDARD OF LIVING



Technical Specification

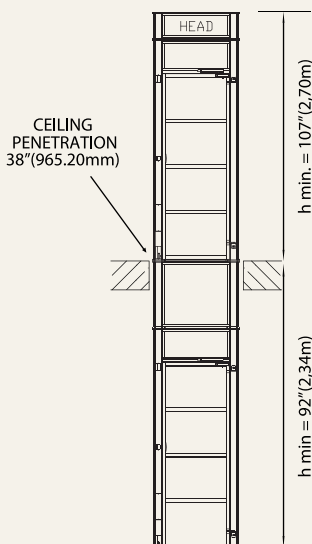
- Number of Stops: 3-Stops
- Maximum Travel Distance: 35 Ft
- Number of Passengers: 2-Passengers
- Rated Load: 450 lbs
- External Cube Dimensions: 36" x 36"
- Standard Cube Section Height: 92"
- Speed: 40 fpm
- Minimum Floor to Floor Clearance: 92"
- Minimum Floor to Ceiling Clearance: 81"
- Minimum Overhead Distance:
 - Standard Mount Machinery: 107"
 - Split-Unit Mount Machinery: 97"
- Penetration Required for Through-Floors and Ceilings: 38" x 38"
- Electrical Requirement: 220–240V 60/50 Hz, 30amp Single Phase Power Supply
- No Pit Required: Bottom Floor Must Be 100% Level As Elevator Rests on Existing Floor
- Exterior: Aluminum Frame & Polycarbonate Panels
- Door Configurations:
 - Same-Side (In-Line)
 - Opposite Side (Pass-Through)
 - 90° Degree (Left or Right)



Machinery Configurations

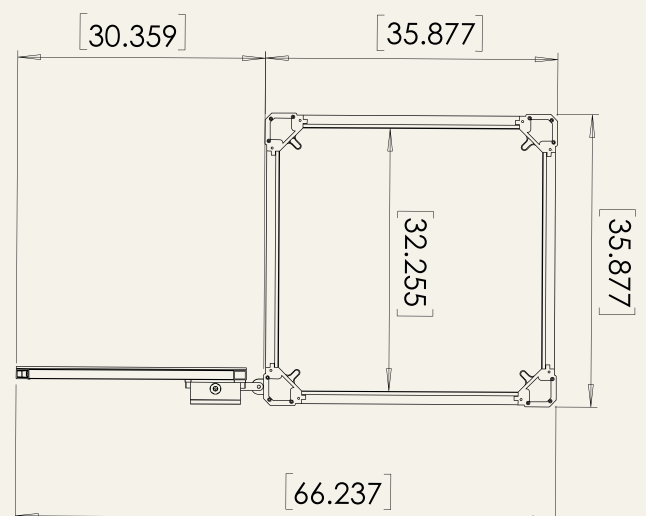
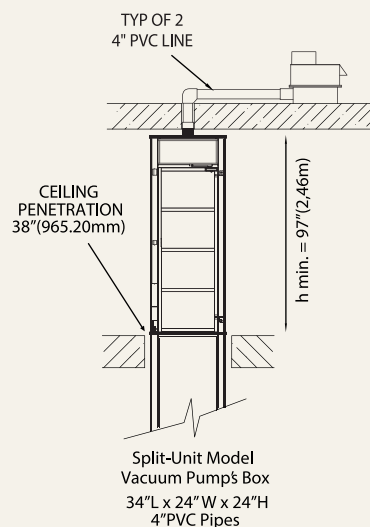
STANDARD MOUNT

Machinery Installed On-Top Of Elevator



SPLIT-UNIT MOUNT

Machinery Remotely Installed Up To 30 Linear Feet Away From Top Of Elevator



Design Your Perfect Lift

Options & Upgrades

IN-CABIN UPGRADES

- Foldable Cabin Seat
- Cabin Key Lock
- Cabin USB Charging Port
- Cabin Handrail
- Cabin Music Package

CUSTOM COLORS

Standard Black

Beige
(Upgrade)

White
(Upgrade)

ELEVATOR UPGRADES

- Standard Mount: Acoustic Package
- Earthquake Brackets
- Remote Control
- Cabin Handrail
- Cabin Key Lock
- Cabin USB Charging Port
- Automatic Door Opener/Closers
- Illuminated Exterior Door Handle
- Top Floor Extension
- Homing Feature
- iButton Key Fob
- Custom Right Hand Door Swing



Color: Beige



designer
SERIES

With The Cube Designer Series, transform your elevator into a singular work of art. This premium collection features uniquely crafted panels that elevate the exterior design of the elevator shaft. The result is a striking architectural statement, showcased here in the Diamond Package, offering exquisite, one-of-a-kind finishes that seamlessly integrate with your home's interior.


Cube Lifts are designed as residential elevators and are not ADA compliant. Actual product may vary from images and renderings shown or descriptions provided. Variations in color, finish, features, or specifications may occur due to ongoing improvements, customization options, or display differences. Final delivered product may differ slightly from what is advertised.



Color: White
Designer Series:
Diamond Package



Color: White



Color: Standard Black

The Only Square Powered By Air

- 2-3 DAY INSTALLATION
- PANORAMIC DESIGN
- MINIMAL MAINTENANCE
- SELF-SUPPORTING
- ENVIRONMENTALLY FRIENDLY
- MADE IN USA
- AVAILABLE WORLDWIDE



Tel: (305) 884 1091 info@cubelifts.com cubelifts.com
 4151 West 108th Street, Suite #1, Miami, Florida, 33018 USA

